

la belle BC

bruckhoff
hannover**We warmly welcome you to the world of digital hearing**

With this hearing instrument you have acquired a top quality product proudly "Made in Germany".

These instructions will quickly help you to become familiar with it

We wish you much hearing pleasure.

bruckhoff
hannover**General tips for use and care****■ Tips for care for your hearing instrument**

Your hearing aid specialist provides various cleaning materials. Please take care that no liquids get into the hearing instrument.

■ A few tips for daily use

- Protect the hearing instrument from heat and moisture.
- Avoid dropping your hearing instrument.
- Remove the battery when not using the hearing instrument for a longer period of time.

■ Remove the hearing instrument when doing any of the following

- washing or showering
- using a hair drier hood or hair drier
- using hair spray
- receiving high frequency or ultrasonic treatment

■ Disposal

Do not dispose old instruments and batteries with your household waste. Return them to your hearing aid specialist. He will be glad to do it for you properly.

**■ Service and guarantee**

If your hearing instrument does not work, please consult your hearing aid specialist after having checked the following:

- Is the hearing instrument switched on?
- Does your instrument work with a new battery?

Do not carry out repairs yourself.

⚠ General warnings

- Keep batteries away from children and pets. They can be harmful if swallowed. If happened, seek medical help immediately.
- Do not use your hearing instrument in places with a risk of explosion.
- Only use a hearing instrument prescribed personally for you. Other instruments might be ineffective or damage your hearing.
- X-rays can damage your hearing instrument.
- Rearward warning signals may possibly be heard inadequately in the case of hearing aids with multi-microphone technology.



B07071 | 1210

0123

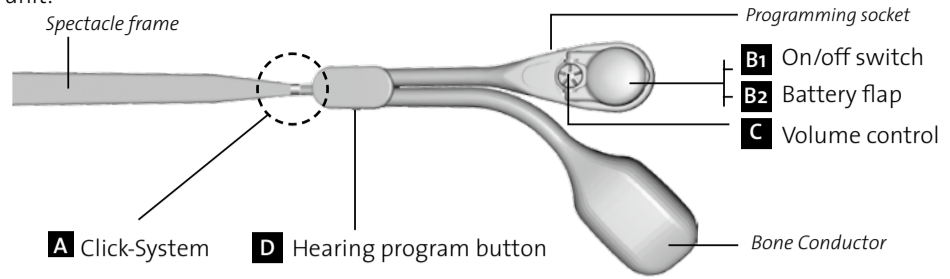
la belle BC

AUDIA AKUSTIK GMBH
Herrenstraße 6
30159 Hannover
GermanyPhone: +49 (0) 511-16700-0
E-Mail: service@bruckhoff.comwww.bruckhoff.combruckhoff
hannover

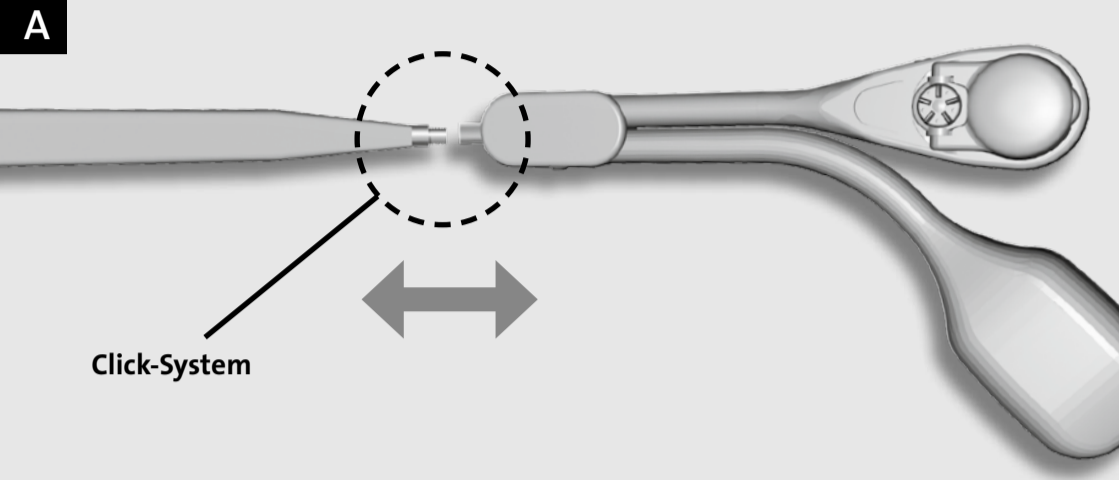
Manual

The control unit

You can easily adjust your hearing instrument's special functions yourself from the control unit.



A

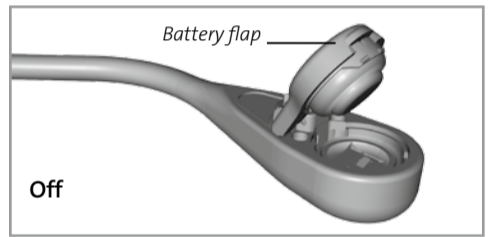
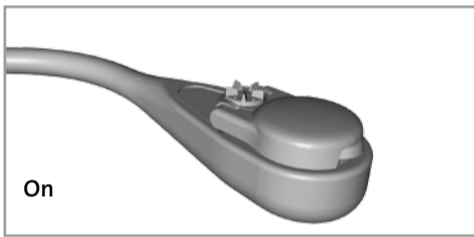


B1

B2

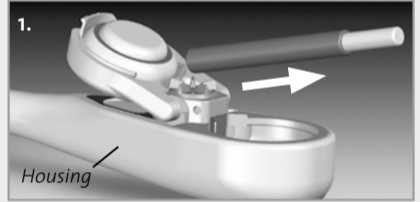
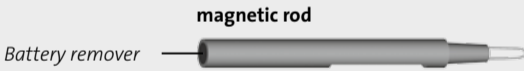
On/Off switch

Switching your hearing instrument on and off is extremely simple. When the battery flap is closed, it is automatically switched on. You switch it off simply by opening the battery flap.



1. Removing the battery

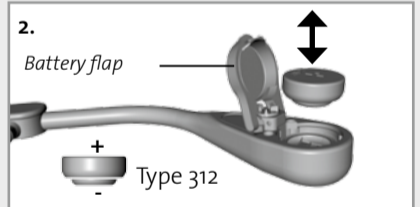
Open the battery flap. Remove the battery using the magnetic rod located in the battery flap.



2. Inserting the battery

Insert the type 312 battery, with the "+" symbol on top, into the battery compartment or into the battery flap and close the flap – the hearing instrument has now been automatically switched on.

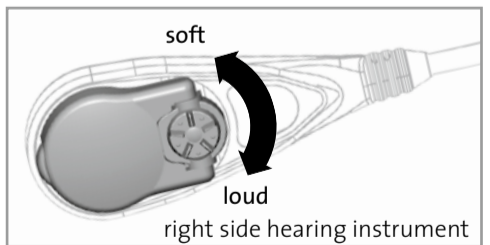
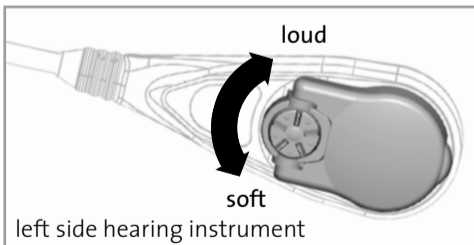
Attention: In case of cross/bicross-systems two batteries type 312 are needed.



C

Volume control

With the volume control you can adjust the volume of the hearing instrument to meet your personal needs.



D

Hearing program button

Pushing the hearing program button, you can set the hearing programs pre-installed by your hearing fitting specialist.

